

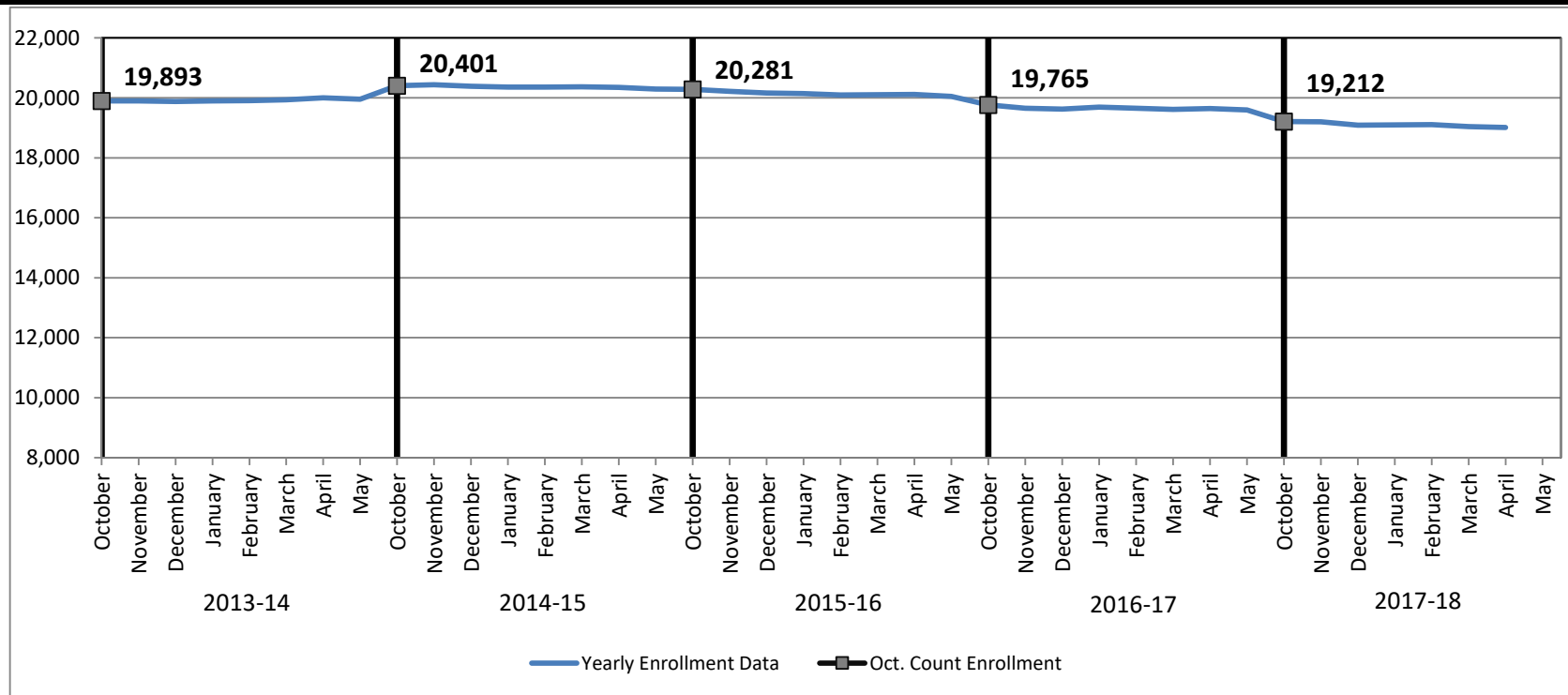
## Total APS Elementary School Monthly Enrollment (2013-14 to 2017-18)

### October Count Comparison

	2013-14	2014-15	2015-16	2016-17	2017-18
<b>October Count</b>	19,893	20,401	20,281	19,765	19,212
<b>Yearly Change</b>		508	-120	-516	-553

### Monthly Enrollment Comparison

	2013-14	Change Since Oct Ct	2014-15	Change Since Oct Ct	2015-16	Change Since Oct Ct	2016-17	Change Since Oct Ct	2017-18	Change Since Oct Ct
<b>October</b>	19,893		20,401		20,281		19,765		19,212	
<b>November</b>	19,894	1	20,436	35	20,213	-68	19,652	-113	19,204	-8
<b>December</b>	19,881	-12	20,382	-19	20,156	-125	19,623	-142	19,092	-120
<b>January</b>	19,900	7	20,359	-42	20,139	-142	19,690	-75	19,098	-114
<b>February</b>	19,902	9	20,361	-40	20,098	-183	19,653	-112	19,104	-108
<b>March</b>	19,933	40	20,368	-33	20,102	-179	19,611	-154	19,037	-175
<b>April</b>	19,998	105	20,347	-54	20,115	-166	19,646	-119	19,011	-201
<b>May</b>	19,953	60	20,294	-107	20,048	-233	19,593	-172		



October Enrollment is the official October Count for the specific year. The other months are calculated using the end of month enrollment number. Totals include all APS K-12 students.

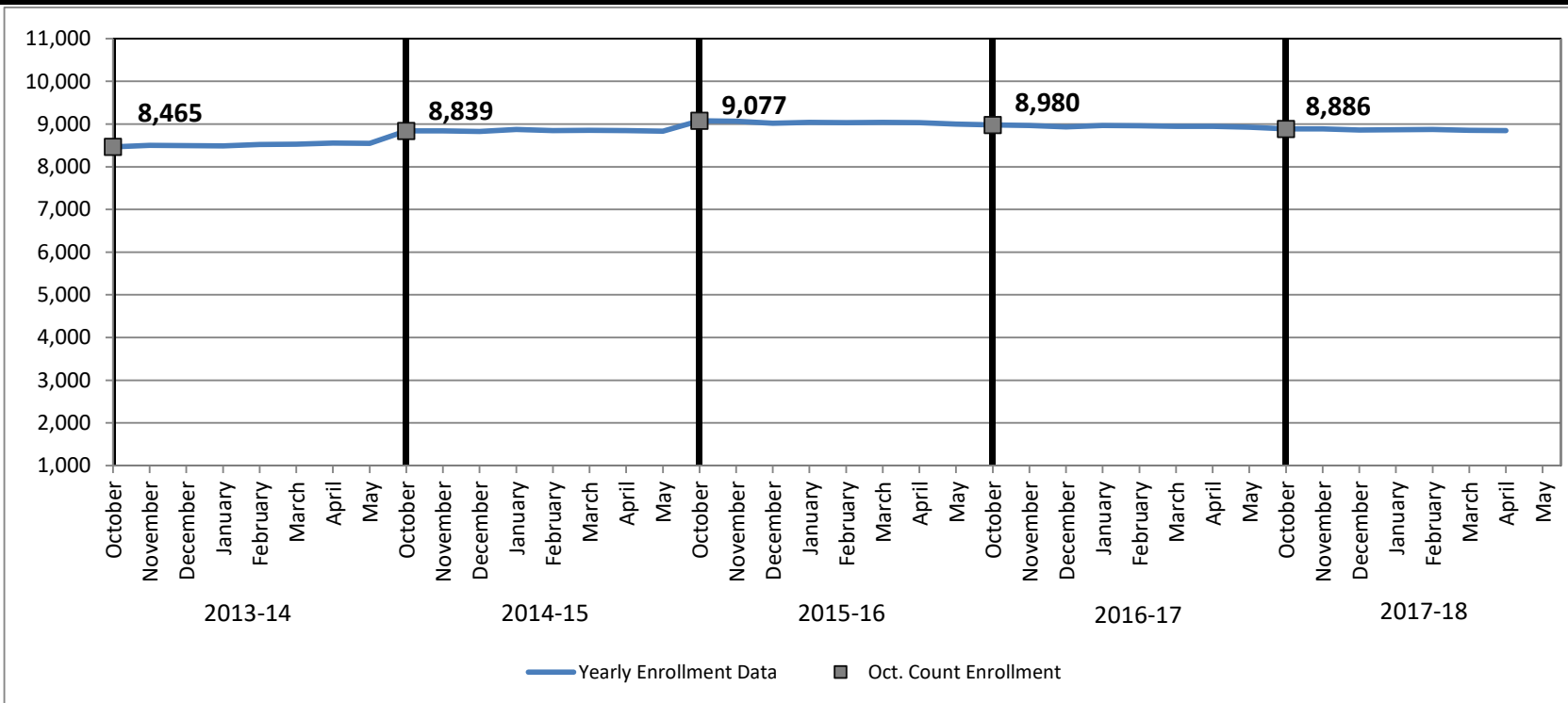
## Total APS Middle School Monthly Enrollment (2013-14 to 2017-18)

### October Count Comparison

	2013-14	2014-15	2015-16	2016-17	2017-18
<b>October Count</b>	8,465	8,839	9,077	8,980	8,886
<b>Yearly Change</b>		374	238	-97	-94

### Monthly Enrollment Comparison

	2013-14	Change Since Oct Ct	2014-15	Change Since Oct Ct	2015-16	Change Since Oct Ct	2016-17	Change Since Oct Ct	2017-18	Change Since Oct Ct
<b>October</b>	8,465		8,839		9,077		8,980		8,886	
<b>November</b>	8,504	39	8,840	1	9,066	-11	8,969	-11	8,886	0
<b>December</b>	8,492	27	8,826	-13	9,017	-60	8,932	-48	8,860	-26
<b>January</b>	8,488	23	8,873	34	9,037	-40	8,966	-14	8,869	-17
<b>February</b>	8,522	57	8,846	7	9,035	-42	8,960	-20	8,874	-12
<b>March</b>	8,530	65	8,850	11	9,036	-41	8,948	-32	8,850	-36
<b>April</b>	8,554	89	8,847	8	9,031	-46	8,943	-37	8,848	-38
<b>May</b>	8,545	80	8,834	-5	8,999	-78	8,925	-55		



October Enrollment is the official October Count for the specific year. The other months are calculated using the end of month enrollment number. Totals include all APS K-12 students.

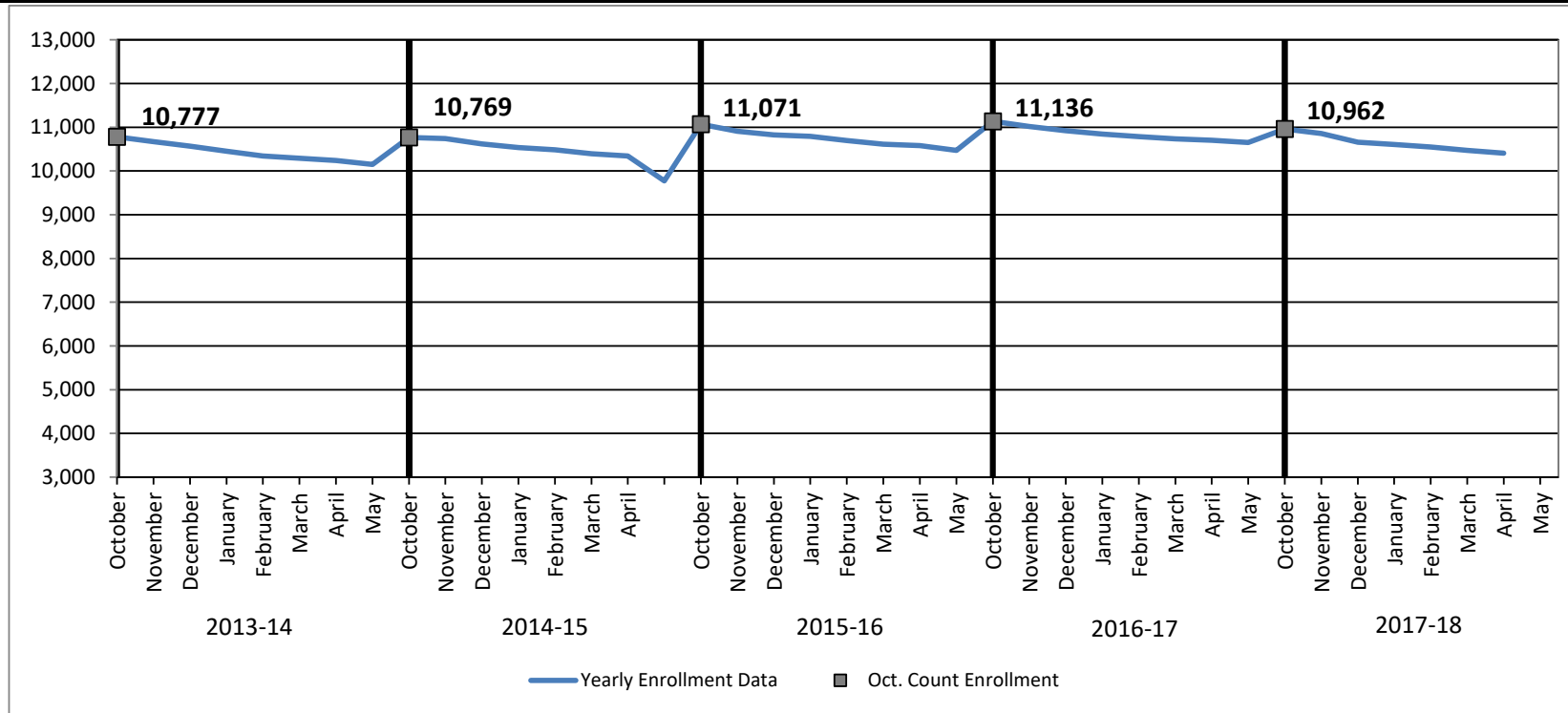
## Total APS High School Monthly Enrollment (2013-14 to 2017-18)

### October Count Comparison

	2013-14	2014-15	2015-16	2016-17	2017-18
<b>October Count</b>	10,777	10,769	11,071	11,136	10,962
<b>Yearly Change</b>		-8	302	65	-174

### Monthly Enrollment Comparison

	2013-14	Change Since Oct Ct	2014-15	Change Since Oct Ct	2015-16	Change Since Oct Ct	2016-17	Change Since Oct Ct	2017-18	Change Since Oct Ct
<b>October</b>	10,777		10,769		11,071		11,136		10,962	
<b>November</b>	10,673	-104	10,739	-30	10,907	-164	11,020	-116	10,857	-105
<b>December</b>	10,565	-212	10,621	-148	10,825	-246	10,924	-212	10,658	-304
<b>January</b>	10,450	-327	10,533	-236	10,792	-279	10,843	-293	10,603	-359
<b>February</b>	10,342	-435	10,485	-284	10,694	-377	10,789	-347	10,547	-415
<b>March</b>	10,289	-488	10,396	-373	10,615	-456	10,732	-404	10,470	-492
<b>April</b>	10,243	-534	10,343	-426	10,581	-490	10,702	-434	10,410	-552
<b>May</b>	10,152	-625	9,774	-995	10,469	-602	10,654	-482		



October Enrollment is the official October Count for the specific year. The other months are calculated using the end of month enrollment number. Totals include all APS K-12 students.

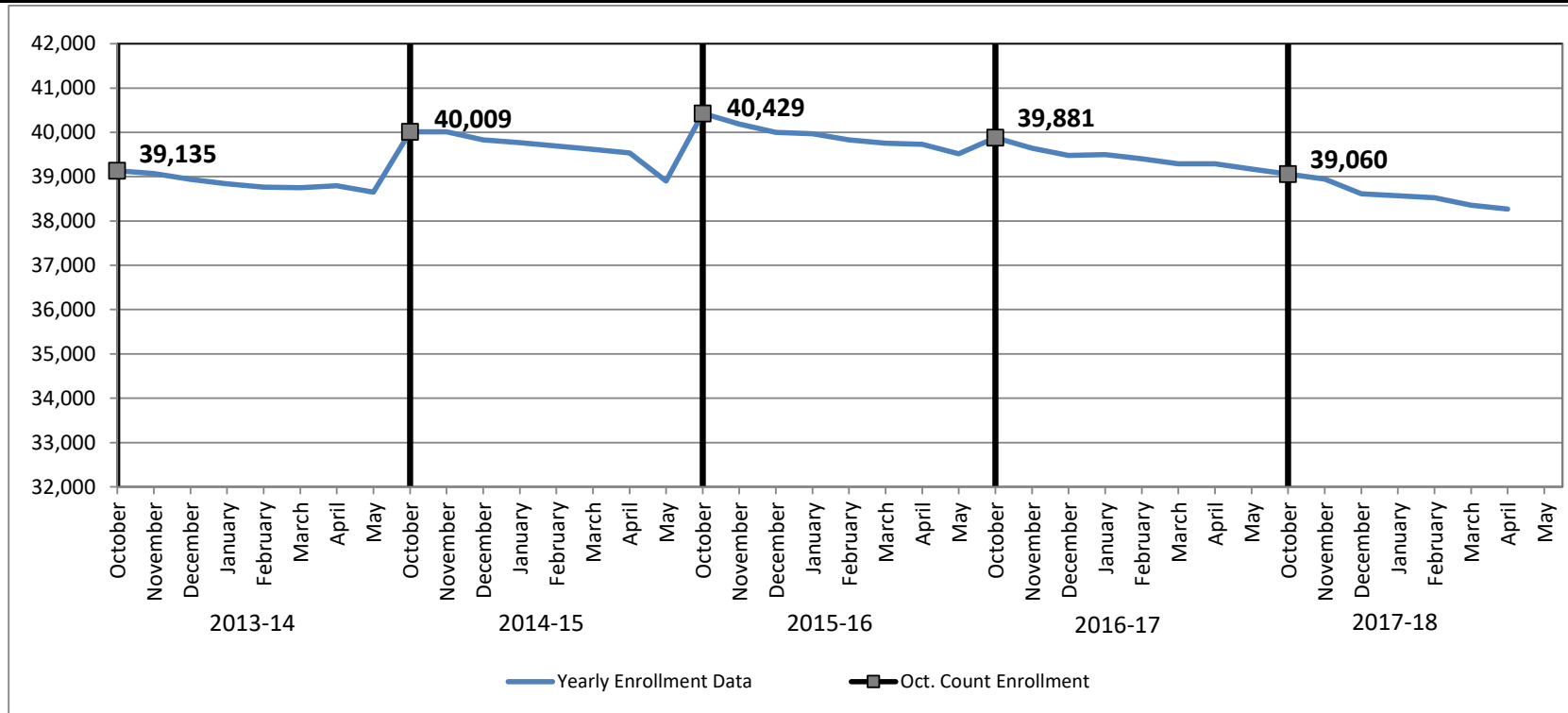
## Total APS K-12 Monthly Enrollment (2013-14 to 2017-18)

### October Count Comparison

	2013-14	2014-15	2015-16	2016-17	2017-18
<b>October Count</b>	39,135	40,009	40,429	39,881	39,060
<b>Yearly Change</b>		874	420	-548	-821

### Monthly Enrollment Comparison

	2013-14	Change Since Oct Ct	2014-15	Change Since Oct Ct	2015-16	Change Since Oct Ct	2016-17	Change Since Oct Ct	2017-18	Change Since Oct Ct
<b>October</b>	39,135		40,009		40,429		39,881		39,060	
<b>November</b>	39,071	-64	40,015	6	40,186	-243	39,641	-240	38,947	-113
<b>December</b>	38,938	-197	39,829	-180	39,998	-431	39,479	-402	38,610	-450
<b>January</b>	38,838	-297	39,765	-244	39,968	-461	39,499	-382	38,570	-490
<b>February</b>	38,766	-369	39,692	-317	39,827	-602	39,402	-479	38,525	-535
<b>March</b>	38,752	-383	39,614	-395	39,753	-676	39,291	-590	38,357	-703
<b>April</b>	38,795	-340	39,537	-472	39,727	-702	39,291	-590	38,269	-791
<b>May</b>	38,650	-485	38,902	-1,107	39,516	-913	39,172	-709		



October Enrollment is the official October Count for the specific year. The other months are calculated using the end of month enrollment number. Totals include all APS K-12 students.