

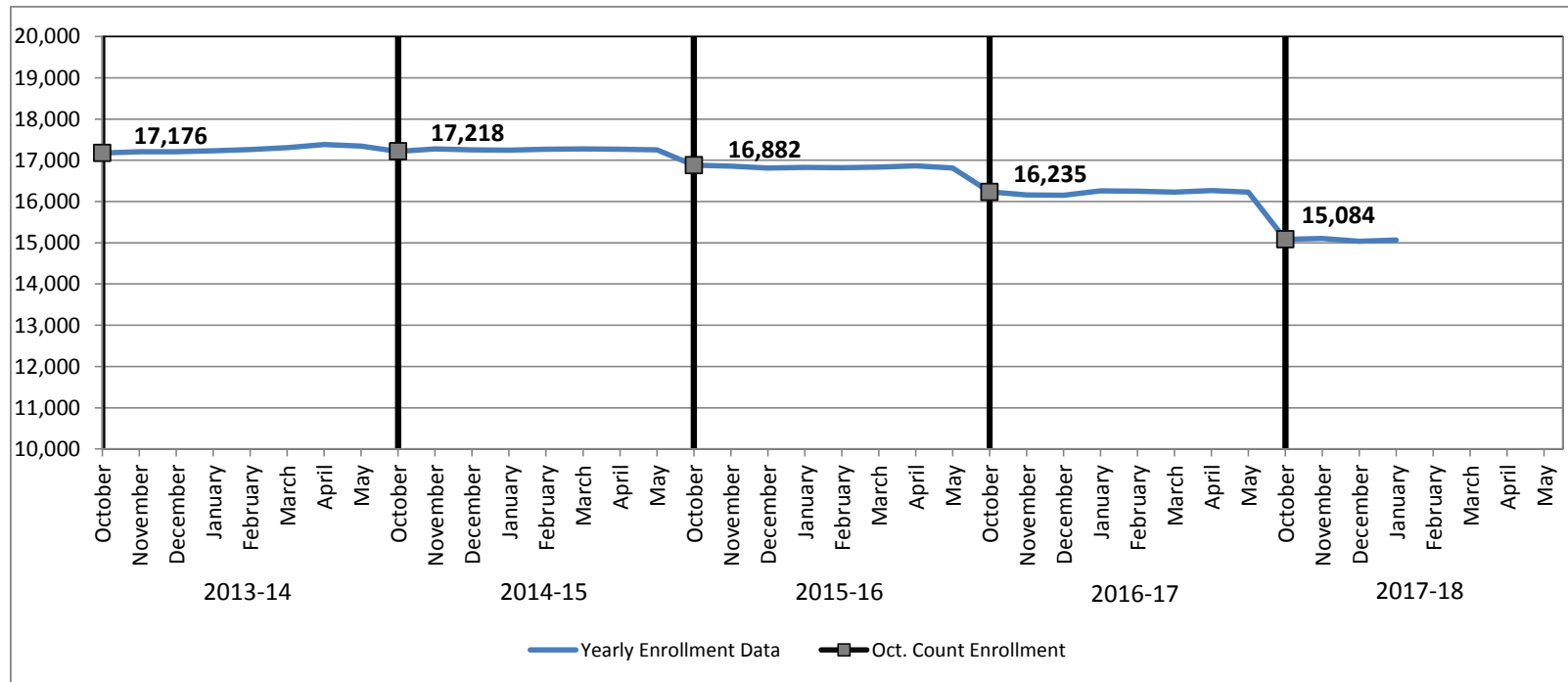
APS Traditional Elementary School Monthly Enrollment (2013-14 to 2017-18)

October Count Comparison

	2013-14	2014-15	2015-16	2016-17	2017-18
October Count	17,176	17,218	16,882	16,235	15,084
Yearly Change	440	42	-336	-647	-1,151

Monthly Enrollment Comparison

	2013-14	Change Since Oct Ct	2014-15	Change Since Oct Ct	2015-16	Change Since Oct Ct	2016-17	Change Since Oct Ct	2017-18	Change Since Oct Ct
October	17,176		17,218		16,882		16,235		15,084	
November	17,207	31	17,277	59	16,856	-26	16,158	-77	15,103	19
December	17,204	28	17,256	38	16,814	-68	16,155	-80	15,036	-48
January	17,233	57	17,244	26	16,829	-53	16,259	24	15,069	-15
February	17,257	81	17,264	46	16,821	-61	16,254	19		
March	17,304	128	17,277	59	16,836	-46	16,226	-9		
April	17,380	204	17,269	51	16,863	-19	16,266	31		
May	17,344	168	17,255	37	16,809	-73	16,225	-10		



October Enrollment is the official October Count for the specific year. The other months are calculated using the end of month enrollment number. Totals include APS Traditional Schools only.

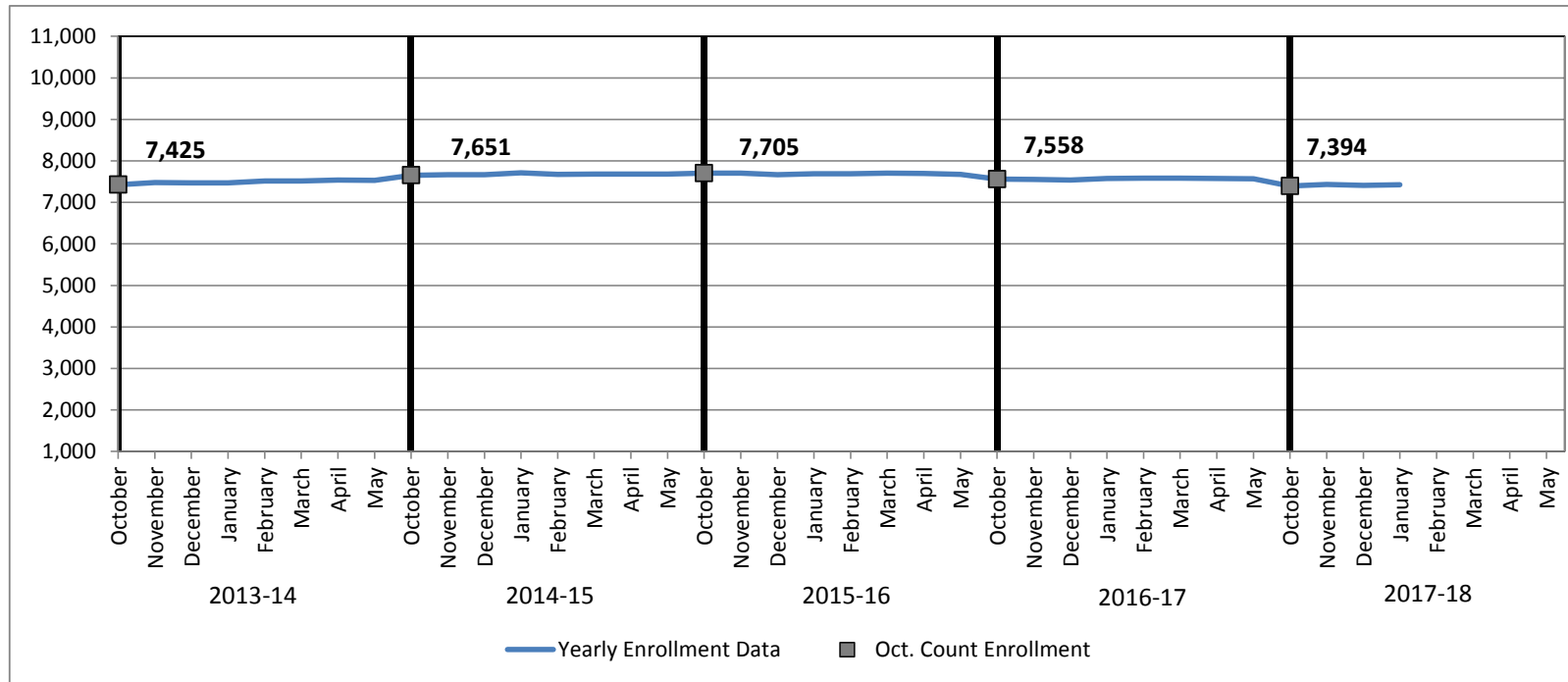
APS Traditional Middle School Monthly Enrollment (2013-14 to 2017-18)

October Count Comparison

	2013-14	2014-15	2015-16	2016-17	2017-18
October Count	7,425	7,651	7,705	7,558	7,394
Yearly Change	195	226	54	-147	-164

Monthly Enrollment Comparison

	2013-14	Change Since Oct Ct	2014-15	Change Since Oct Ct	2015-16	Change Since Oct Ct	2016-17	Change Since Oct Ct	2017-18	Change Since Oct Ct
October	7,425		7,651		7,705		7,558		7,394	
November	7,474	49	7,666	15	7,707	2	7,556	-2	7,432	38
December	7,470	45	7,669	18	7,664	-41	7,536	-22	7,409	15
January	7,473	48	7,711	60	7,686	-19	7,573	15	7,425	31
February	7,514	89	7,677	26	7,693	-12	7,584	26		
March	7,514	89	7,684	33	7,701	-4	7,582	24		
April	7,538	113	7,685	34	7,699	-6	7,578	20		
May	7,529	104	7,680	29	7,675	-30	7,567	9		



October Enrollment is the official October Count for the specific year. The other months are calculated using the end of month enrollment number. Totals include APS Traditional Schools only.

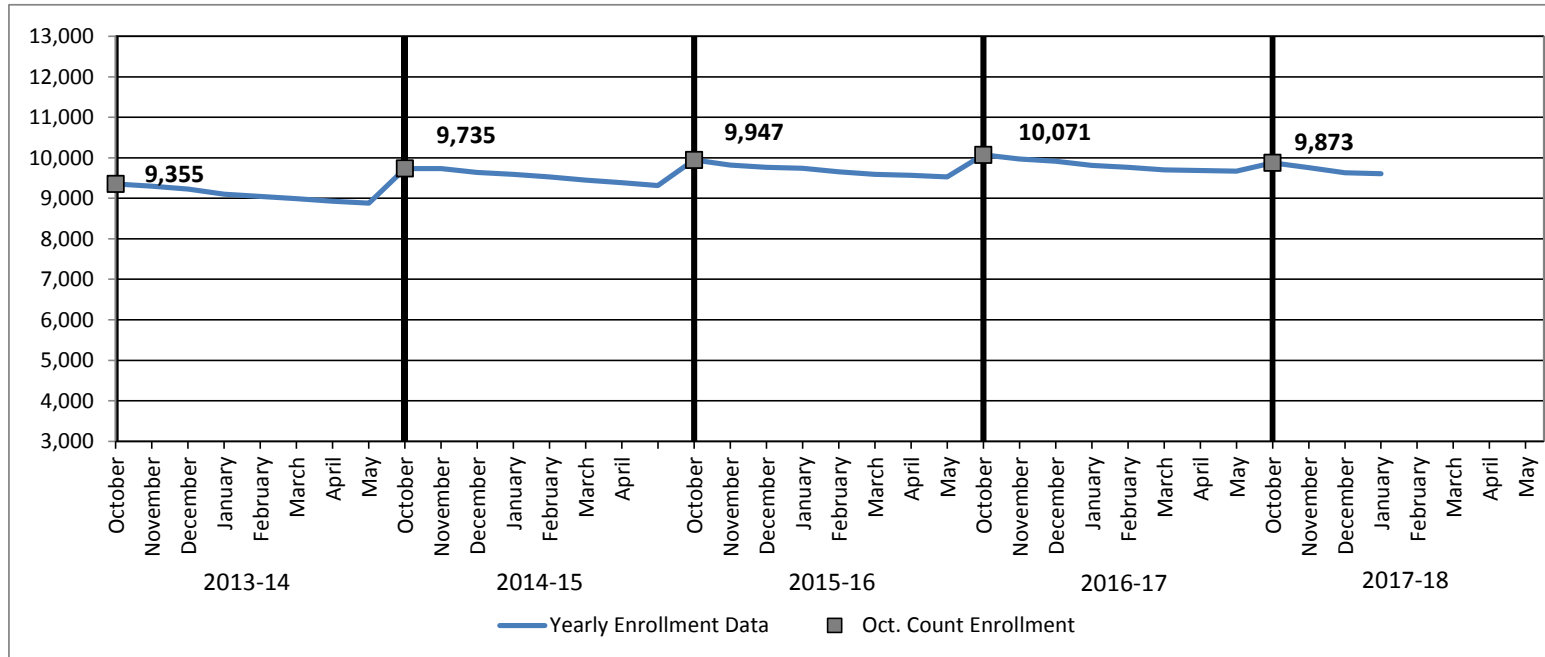
APS Traditional High School Monthly Enrollment (2013-14 to 2017-18)

October Count Comparison

	2013-14	2014-15	2015-16	2016-17	2017-18
October Count	9,355	9,735	9,947	10,071	9,873
Yearly Change	434	380	212	124	-198

Monthly Enrollment Comparison

	2013-14	Change Since Oct Ct	2014-15	Change Since Oct Ct	2015-16	Change Since Oct Ct	2016-17	Change Since Oct Ct	2017-18	Change Since Oct Ct
October	9,355		9,735		9,947		10,071		9,873	
November	9,297	-58	9,731	-4	9,819	-128	9,973	-98	9,761	-112
December	9,225	-130	9,640	-95	9,764	-183	9,919	-152	9,634	-239
January	9,104	-251	9,590	-145	9,744	-203	9,815	-256	9,604	-269
February	9,043	-312	9,529	-206	9,655	-292	9,762	-309		
March	8,994	-361	9,452	-283	9,588	-359	9,700	-371		
April	8,928	-427	9,385	-350	9,566	-381	9,689	-382		
May	8,880	-475	9,316	-419	9,527	-420	9,670	-401		



October Enrollment is the official October Count for the specific year. The other months are calculated using the end of month enrollment number. Totals include APS Traditional Schools only.

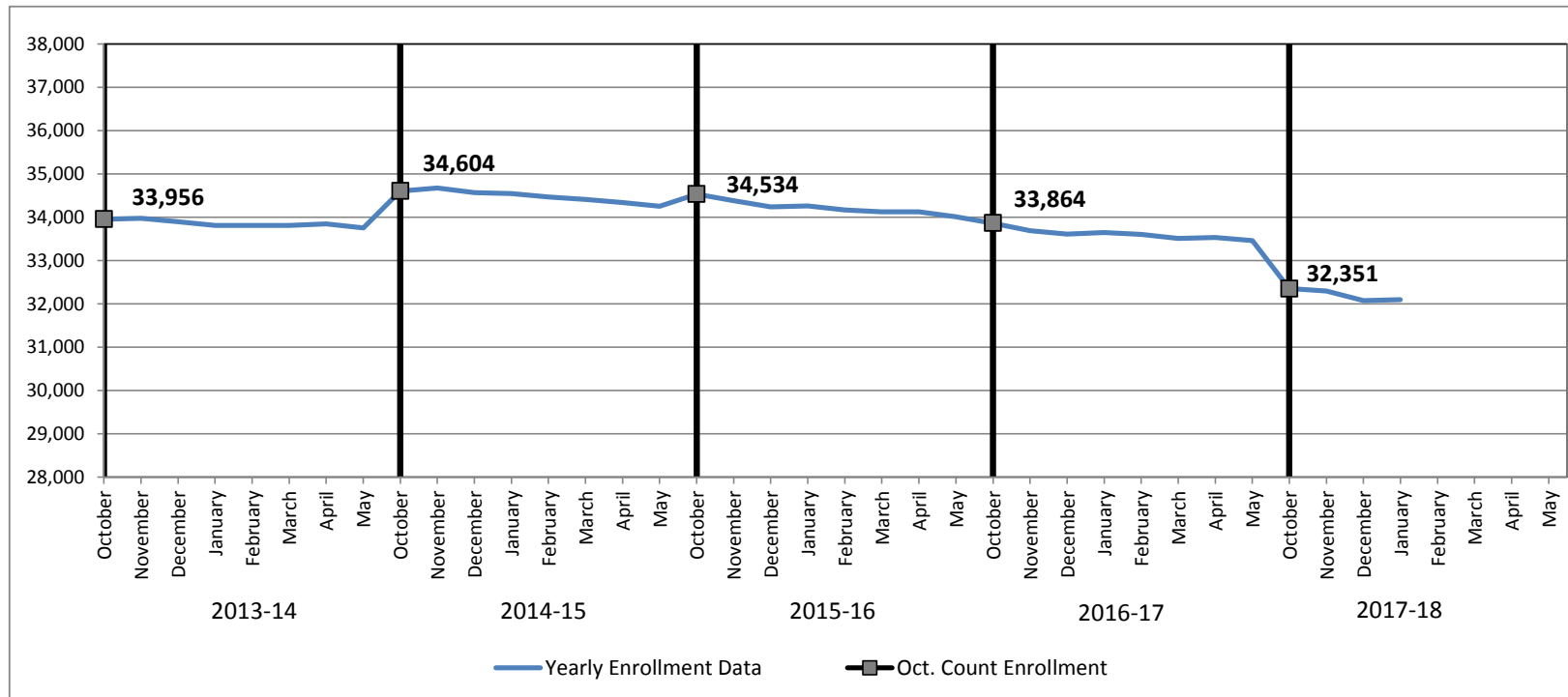
APS Traditional K-12 Monthly Enrollment (2013-14 to 2017-18)

October Count Comparison

	2013-14	2014-15	2015-16	2016-17	2017-18
October Count	33,956	34,604	34,534	33,864	32,351
Yearly Change	1,069	648	-70	-670	-1,513

Monthly Enrollment Comparison

	2013-14	Change Since Oct Ct	2014-15	Change Since Oct Ct	2015-16	Change Since Oct Ct	2016-17	Change Since Oct Ct	2017-18	Change Since Oct Ct
October	33,956		34,604		34,534		33,864		32,351	
November	33,978	22	34,674	70	34,382	-152	33,687	-177	32,296	-55
December	33,899	-57	34,565	-39	34,242	-292	33,610	-254	32,079	-272
January	33,810	-146	34,545	-59	34,259	-275	33,647	-217	32,098	-253
February	33,814	-142	34,470	-134	34,169	-365	33,600	-264		
March	33,812	-144	34,413	-191	34,125	-409	33,508	-356		
April	33,846	-110	34,339	-265	34,128	-406	33,533	-331		
May	33,753	-203	34,251	-353	34,011	-523	33,462	-402		



October Enrollment is the official October Count for the specific year. The other months are calculated using the end of month enrollment number. Totals include APS Traditional Schools only.